



Z 8

READY. ACTION.



Agility that enables confidence



To be truly ready means moving fast,
light, and agile.
Confident to push further, for longer,
Even in difficult conditions,
To meet new challenges.

It means ready for action.
For every once-in-a-lifetime moment,
No matter how fast it comes,
How unexpected.

It means the freedom and flow,
To tell your story from any vantage point.
Confident yet unobtrusive.

It means capturing more:
More than the eye can see,
More than the moment lets you fully appreciate,
In rich detail with the scope to take it further,
For astonishing works that inspire.

Z 8

With the Z 8, you are ready
To step into new terrain,
To face any challenge, big or small,
To push your creativity further,
To take action.

Z 8
READY. ACTION.



Stacked CMOS sensor with minimal rolling shutter distortion

The Z 8 incorporates the same stacked CMOS sensor featuring 45.7 effective megapixels as the Z 9. The world's fastest* scanning speed makes it possible to minimise rolling-shutter distortion while eliminating the need for a mechanical shutter.

* As of May 10, 2023, among mirrorless cameras incorporating an image sensor with 30 megapixels or larger, based on Nikon research.



Exquisite image-processing — **EXPEED 7**

The Z 8 is equipped with Nikon's most advanced image-processing engine, EXPEED 7. It processes a vast amount of data and enables next-generation features like the Real-Live Viewfinder, powerful AF, 120fps Pre-Release Capture, High Efficiency RAW, in-camera 8.3K/60p N-RAW, 4K UHD/120p, and more.





© ANKITA ASTHANA

We work together to capture Indian weddings in both stills and video. We are on our feet all day shooting handheld, and the Z 8's compact form factor, reliable VR, and powerful AF revolutionised our shooting experience. The constant vibrant movement at Indian weddings creates a sense of chaos, and the Z 8 gives us the confidence to find and capture all the once-in-a-lifetime moments that happen in that chaos — even in challenging lighting conditions. Seamless and effortless to use, the Z 8 is like an extension of our bodies.

Technical tips

By applying a custom wide-area AF to the faces of a couple running towards the camera, we can shoot continuously — even wide open — and the focus stays on the couple, not jumping to the flower petals or celebrating friends around them.



Wedding Photographer & Videographer

**ANKITA ASTHANA &
AKASH AGARWAL**

***The agility and
AF performance
of the Z 8 let
us capture raw
emotion from the
chaos at f/1.2***





The compact form factor lets this camera become part of me and how I flow as a filmmaker

The Z 8 is an incredible camera for independent filmmakers like me. ProRes 422 HQ 4K UHD in-camera in such a compact form factor puts power, freedom, and a level of intimacy into the hands of videographers. On a gimbal, free from external cables, the camera allowed me to tell my story through brand-new angles, perspectives, and vantage points. Because this camera is ready for the game out of the gate, setup time is also significantly cut. Go out there and be you; this camera has got your back.

Technical tips

With the Z 8, I can quickly capture my talent with the AF and don't need an extra person racking focus for me. The internal ProRes 422 recording not only minimises my setup but lets me start editing and grading the footage on my laptop immediately after the shoot.

Video Director

RODNEY LUCAS





© LINKSPHOTOGRAPH

Climbing a mountain is a big physical challenge, which makes the view from the top even more valuable. The lightweight Z 8 helps me enjoy climbing more in situations that would leave me exhausted otherwise. The camera remains reliable even in harsh weather conditions. With the 10-bit HLG, I can capture the brightness and warm colours of a sunrise as I see it with my eyes and then share it with my followers, which ignites my fundamental creative motivation.

Technical tips

The histogram is such an important guide for getting the ideal exposure when shooting high-contrast scenes in HLG tone mode. Even if the EVF or LCD monitor shows over-exposed images, as long as the exposure isn't clipping on the histogram, you'll get breathtakingly impressive pictures with no blown-out highlights.



Landscape Photographer & Videographer

LINKSPHOTOGRAPH

I have no compromise creatively, even at the top of a mountain in severely cold conditions





***I can capture
split-second
moments beyond
the limits of human
reaction time***

With the Z 8, I have the top-level functionality of a full-frame camera but in a lighter body — something very important for bird photographers, especially when using large telephoto lenses handheld for long periods of time. I can do a lot of fast sweeping pans without the strain on my arms that I get with other cameras.

Technical tips

The Z 8's Pre-Release Capture means you can capture the exact moment a kingfisher takes off from a branch — a moment usually too fast to respond to in time. The powerful AF subject detection [Animal] also helps me capture birds at the fleeting instance they take flight — full wingspan, creating beautiful shapes.

Bird Photographer

GEORGINA STEYTLER



© GEORGINA STEYTLER





© TAKAHIRO BESSHO

When I capture an airplane flying very fast from a close distance, I only have a fraction of a second to place the moving subject against other visual elements into a nice composition — it's a real challenge. I have to follow the movement as I compose. The Z 8's autofocus lets me concentrate on getting better framing. What was once extremely difficult has become immensely enjoyable. It's amazing to see the airplane come out tack-sharp in every single frame, even in low light at dusk.

Technical tips

You need completely different camera settings to capture an airplane's landing and take-off. I have the necessary settings for each scenario saved in separate shooting menu banks, A for "landing" and B for "take-off." Using an Fn button, I can easily switch between the two banks without having to access the camera menu. This means I can photograph multiple airplanes landing and taking off in rapid succession.



Landscape/Airplane Photographer

TAKAHIRO BESSHO

All the difficult components of airplane photography distilled into pure joy



Stills
&
Video

Outstanding balance in your hands for more agile operation



The sheer joy of agile operation

The Z 8 is designed to let you go further and faster with your creativity. With the first-rate performance and functionality of the Z 9 condensed into a well-balanced, compact body, this is an agile camera allowing for a more flexible shooting experience and more space in your camera bag. With less weight yet assuring durability, you can tackle even the toughest mountain climbs, lengthy bird shoots, or demanding all-day weddings. The sturdy grip and the robust, well-balanced body are engineered to be comfortable in your hands with a wide range of NIKKOR Z lenses, from ultrawide-angle to super-telephoto, making the camera more stable in various different still and video shooting conditions.



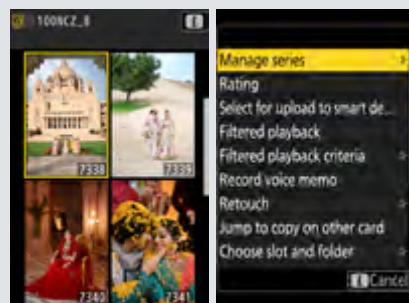
4-axis tilting monitor expands flexibility in camera angles

The Z 8's 4-axis horizontally and vertically tilting image monitor gives you the confidence to shoot from more perspectives that would be otherwise difficult, letting you try new, creative camera angles intuitively — whether it's still or video shooting.



Enhanced vertical-orientation playback

The Z 8 makes vertical shooting more comfortable by letting you check what you've shot in vertical orientation playback, including thumbnails. The **i** menu for playback also appears in vertical orientation, giving you access to settings on the go without having to change to horizontal orientation. This is especially useful for wedding photographers, enabling smoother operation in situations like shooting in vertical orientation on a tripod.



Stills

Video



Agile shooting with 12-bit RAW and 10-bit ProRes 422 HQ in-camera video recording

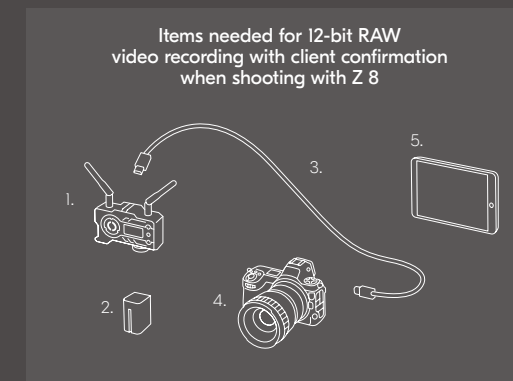
The Z 8 can record high-quality 12-bit and 10-bit video in-camera — without an external recorder. This allows you to hold the camera more comfortably and move around more smoothly. It also means that videographers can take advantage of a lighter camera system when shooting on a gimbal, with fewer cables and less setup time. Whatever your required video output or shooting and editing workflow, the Z 8 gives you the freedom to expand new possibilities across various styles of video production.

Minimise gear and setup time with a wireless transmitter

Nikon's partnered brands also help to minimise the gear you need for a shoot. In cases where you want to show what you are capturing to your client or your team, in the past, you may have needed to set up HDMI monitors with long HDMI cables cluttering up your set. With the Hollyland MARS 400S PRO on the hot shoe of the Z 8, you can wirelessly transfer what you are recording in real time to tablets or receivers of your choice. A simple, fast, and effective way to reduce your gear and setup time, making shoots smoother and faster.



- | | | |
|-------------------------|------------------|-------------------------|
| 1 Battery | 4 Hot shoe mount | 8 HDMI monitor/recorder |
| 2 SSD | 5 Camera | 9 Battery |
| 3 HDMI monitor/recorder | 6, 7 HDMI cable | |



- | | | |
|------------------------|--------------|----------|
| 1 Wireless transmitter | 3 HDMI cable | 5 Tablet |
| 2 Battery | 4 Z 8 | |

When using Nikon recommended accessories.

Stills
&
Video

Stable handheld shooting with VR functions

The compact yet well-balanced body of the Z 8 gives you the confidence and freedom to shoot video, as well as stills, handheld. It supports not only in-camera VR but also Synchro VR, a function in which in-camera VR and the VR of compatible NIKKOR Z lenses^{*1} work together to enhance the stabilization, giving you a VR effect equivalent to a shutter speed of 6.0 stops^{*2} faster. In addition, you can apply the powerful electronic VR^{*3} to facilitate recording while walking. It also helps correct trapezoid distortion, something usually common with wide-angle lenses.

^{*1} As of May 10, 2023, the following lenses are compatible with Synchro VR: NIKKOR Z 70-200mm f/2.8 VR S, NIKKOR Z 100-400mm f/4.5-5.6 VR S, NIKKOR Z 400mm f/2.8 TC VR S, NIKKOR Z 400mm f/4.5 VR S, NIKKOR Z 600mm f/4 TC VR S, NIKKOR Z 800mm f/6.3 VR S, and NIKKOR Z MC 105mm f/2.8 VR S.

^{*2} Based on CIPA Standards. When using the telephoto end of the NIKKOR Z 70-200mm f/2.8 VR S with NORMAL mode.

^{*3} With electronic VR, the angle of view becomes equivalent to 1.25× the focal length of the lens in use. Not compatible with 120p/100p, 8K UHD, or RAW.



Intuitive and refined operation. Like a dedicated cinema camera.

Waveform monitor for intuitive exposure confirmation



Quickly confirm and monitor your exposure with waveforms on the LCD monitor or EVF — available in two viewing sizes. You can see exactly where in the frame you might be white clipping — anytime while recording. This is especially helpful if filming in N-Log or RAW in flat colour profile when judging exposure can be difficult.

Red REC frame indicator to avoid mistakes



The Z 8 lets you display a red frame around the live view image on the camera monitor or viewfinder when you press the video-record button, so you know exactly, with just a glance, when you are — or more importantly, aren't — recording, to prevent mistakes.

Magnified focus check during recording



For a portrait session or product shoot, whether your subject is in tack-sharp focus or not can make or break your footage, particularly in 4K or 8K UHD. With the Z 8, you can magnify the frame by 50%, 100%, and 200% — while recording* — to confirm that your point of focus has the sharpness and precision you need.

* Not available in RAW video recording.

MC-N10 Remote Grip for more efficient, creative video production



MC-N10 Remote Grip

The MC-N10 Remote Grip (sold separately) is an optional accessory that redefines what's possible when shooting video solo. This versatile remote grip can be attached to equipment like a gimbal or tripod pan bar* and allows you to control the Z 8 via a USB connection. You can adjust the camera settings, such as focus position, focus speed, and ISO, without touching the camera body, while you apply smooth camera movement. Even if you are working on your own, you can now have the creative possibilities of a larger production team.

* Requires an ARRI standard-compliant rosette adapter to attach to equipment from other brands.



Attached to a gimbal

Attached to a tripod pan bar

Video setting info display for at-a-glance confirmation



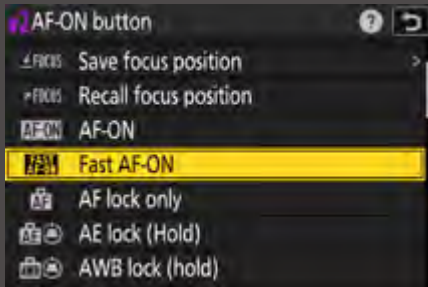
Recording settings such as the codec, on/off of electronic VR, audio, and HDMI output settings can be displayed on a single screen via the **i** menu. The top-deck control panel also displays the resolution size and frame rate along with the remaining possible recording time, so you can check that information when the camera monitor is blocked by accessories.

Fine-tune ISO with 1/6-step adjustments



With the Z 8, you can make smooth and gradual ISO adjustments in 1/6-step increments when shooting video — useful, for example, when following a subject moving from a bright outdoor setting to a dark indoor location, and you don't want to increase the ISO more than absolutely necessary.

Faster focus speed and workflow — Fast AF-ON



To speed up your workflow when repeatedly shooting different takes of the same scene, Fast AF-ON lets you quickly move the focus back to where you had it at the start of the shot when resetting, simply by pressing the custom buttons you have assigned for this function. You can also choose the speed at which the camera shifts focus in a range from -5 to +5.

A wide variety of compatible accessories from Nikon-partnered brands lets you expand your video shooting possibilities

Nikon is proud to collaborate with essential video accessory brands such as camera cage brand SmallRig; gimbal brands DJI and ZHIYUN; audio equipment brands Deity, Rode, Sennheiser, and TASCAM; wireless video transmitter brand Hollyland; and V-mount battery brands FXLION and IDX. The Z 8 also supports the Atomos UltraSync BLUE, which allows you to sync the timecode of multiple compatible devices via Bluetooth®. With the tested and reliable accessories produced by these brands, the Z 8 lets you expand your creativity further.



Stills


The confidence to capture decisive moments in stills and video



Capture moments you couldn't before — Pre-Release Capture

A perching kingfisher suddenly takes flight — some action happens too quickly to react in time. The Z 8's Pre-Release Capture lets you nail such a fleeting millisecond that you would have missed before. Simply hold the shutter-release button half down to start buffering, and the camera captures images up to 1 second before — as well as up to 4 seconds after — the button is fully pressed. At 60 fps (C60), the image area is in DX format, which brings your subject larger into the frame with a 1.5× crop factor. In combination with the Z 8's powerful AF performance, Pre-Release Capture* helps turn fast-moving instants into stunning tack-sharp images.

* JPEG normal image quality only; selectable between 30 fps, 60 fps, and 120 fps. At 60 fps, the image area becomes approx. 19 megapixels only in DX format; at 120fps, approx. 11 megapixels only in FX format. Use of a recommended card is advised.



Up to 1 sec. prior can be recorded

Fully pressing the shutter-release button




A truly blackout-free EVF: Real-Live Viewfinder

A constant, seamless connection to your subject through the viewfinder is key to capturing decisive moments you would otherwise have missed. The Z 8's Real-Live Viewfinder prevents blackout or repeats of certain frames, even during intermittent continuous shooting, ensuring you see every single moment. A 120-fps refresh rate can be selected when you want to follow fast-moving subjects even more smoothly.

	Start of continuous shooting								End of continuous shooting							
Z 8's Real-Live Viewfinder	1	2	3	4	5	6	7	8	1	2	3	4	5	6	7	8
Some mirrorless' EVF	1	1	1	2	3	4	5	8	1	1	1	2	3	4	5	8
Conventional mirrorless' EVF and D-SLR's OVF	1	2	3	4	5	6	7	8	Loss of view	Loss of view	Loss of view	Loss of view	Loss of view	Loss of view	Loss of view	Loss of view

Stills & Video



Groundbreaking subject detection and AF performance — even better than before

The powerful AF algorithm automatically detects and tracks nine subject types — people (eye, face, head, upper body), dogs, cats, birds, cars, motorcycles, bicycles, trains, and planes. The detection performance in dimly lit situations, such as indoors and at sunsets, has also been enhanced. Together with fast AF calculation and constant, rapid communication between the camera body and the NIKKOR Z lenses, the Z 8 offers high AF performance in a variety of shooting scenes.

Sharp focus for erratically moving subjects — 3D-tracking and subject-tracking AF

The Z 8's powerful combination of subject detection and 3D-tracking allows you to easily capture fast, erratically moving subjects — such as birds, planes, and people —and keeps them in sharp focus, so you can concentrate on capturing the dramatic shot of the decisive moment. Subject-tracking AF also works in conjunction with subject detection during video recording.



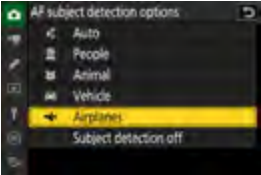
Set the focus area to meet your compositional needs — Custom wide-area AF

In addition to the powerful subject detection and tracking performance, you can more fully accomplish your compositional intent with flexible focus area options. Wide-area AF offers 20 custom options that let you define your focus area — 12 of which are also available for video. This is useful, for example, when you want to ensure that the bride and groom in the middle of the wedding hall are in sharp focus, even when there are wedding guests in the foreground.



Dedicated airplane detection mode

The Z 8 offers a dedicated airplane detection mode, a new AF option that exerts more powerful detection and tracking performance when shooting airplanes — whether near or far, in low light, or against busy backgrounds. The wide range of NIKKOR Z telephoto lenses also helps you capture the airplanes impressively.



Airplane mode

Subject detection detects the world's smallest* size of a face in the frame — approx. 3% of the frame

The powerful EXPEED 7 engine allows the Z 8 to detect faces even as small as 3% of the frame's long edge. This is very useful for wedding scenes when you want to shoot the couple in an expansive landscape and keep them in sharp focus. The function also allows videographers to capture a person approaching from a distance, keeping the AF on them as they run toward the camera from a starting point.

* As of May 10, 2023, among mirrorless cameras, based on Nikon research.

More reliable, advanced AF on silhouettes in backlit scenes

The exposure for the Z 8's AF is controlled independently from the live-view exposure, which enables accurate autofocus on human subjects even when they are dark, such as backlit silhouettes in outdoor wedding settings — situations where conventional cameras are likely to lose focus.



© ANKITA ASTHANA

Stills

Effortless reliability in challenging situations

A robust body that can withstand sub-zero conditions — shoot in more locations

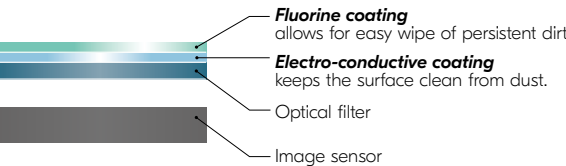
The Z 8 allows you to shoot in more locations. Its body and the EN-EL15c Rechargeable Li-ion Batteries are designed to work in freezing conditions down to -10°C/14°F. The front cover of the Z 8's body is made from magnesium alloy to ensure mount rigidity when using super-telephoto lenses, to secure the image sensor with high precision, and to ensure heat dissipation. The back and top covers are made of a Sereebo® P series material, a new material from Teijin, a world-renowned Japanese material manufacturer. By using the lightweight Sereebo® P series material, the Z 8 realises as strong a body as with magnesium alloy, providing high impact

resistance for the entire camera. With its excellent dust- and drip-resistant performance achieved with thorough sealing applied across the entire system, including lenses, the Z 8 can withstand a wide range of extreme conditions.



Multiple sensor protection measures from dust and accidental shock

The Z 8 features thorough sensor protection to minimise the risk of foreign matter collecting on the image sensor. The camera incorporates the same cutting-edge double-coating process as the Z 9 on the optical filter in front of its image sensor. The first layer is an electro-conductive coating that repels dust, and the second is a fluorine coating that makes it easy to wipe off more stubborn dust. Furthermore, the camera is equipped with a sensor shield that is closed when the camera is turned off, which blocks out dust, and accidental touches when you change lenses. When the camera is turned off, the in-camera VR lock mechanism holds the sensor securely in place. This prevents it from being damaged if the Z 8 is accidentally jolted or shaken during transportation.



External power sources to extend your hours of shooting

The dust- and drip-resistant MB-NI2 Power Battery Pack increases the battery life by approx. 1.8 times compared to the included EN-EL15c batteries. The MB-NI2 enables hot swapping, so you can continue shooting when one of the two batteries is removed. In addition, because the Z 8 offers two USB terminals — one for communication and the other for power charge/supply — this enables power supply via a mobile battery or V-mount battery while the camera is communicating with other devices.



Dual card slots give you the options to suit your needs

The Z 8 has two card slots, which give you a choice according to your shooting needs. One slot takes industry-leading CFexpress Type B cards, excellent for fast reading/writing of heavy stills or video data. This slot also accepts XQD memory cards. The second slot takes the more widely available SD (UHS-II) cards, which have a great balance of writing speed and cost.



Shooting in the dark made effortless

The Z 8 has many features that help you shoot in the dark, allowing for smoother operation when shooting at night or in low-light spaces. Essential buttons for the camera settings and image playback can be illuminated. The starlight view option brightens the EVF display and image monitor, letting you confirm your composition of extremely dark scenes. The warm display colour options allow you to check the view in red. Alternatively, you can set the brightness of the EVF down to Lo2 to confirm your image in full colours. These are also valuable options when you don't want to disturb other shooters around you. On top of this, the image frame can be displayed with a white border, letting you know the framing area.



Extended recording up to 125 min. in 4K UHD/60p*1 and up to 90 min. in 8K UHD/30p*2

The Z 8 enables extended recording up to 125 min. in 4K UHD/60p and up to 90 min. in 8K UHD/30p without overheating. With its smaller and lighter body than the Z 9, it is suitable for demanding all-day weddings and long, fly-on-the-wall documentaries.

*1 H.265 8-bit (MOV), [Extended oversampling]: [OFF], [Auto temperature cutout]: [Standard], at 25°C/77°F, using a Nikon MC-CF660G memory card and external power source.
*2 H.265 8-bit (MOV), [Auto temperature cutout]: [High], at 25°C/77°F, using a Nikon MC-CF660G memory card and external power source.



Video

Stills

Depict the world in riveting ways

Rich tones with increased luminance captured in HEIF, both for stills and time-lapse videos

Landscape/cityscape photographers can now take full advantage of capturing the rich tones of sunset and high luminance of city illumination by shooting in HEIF (High Efficiency Image File). The HEIF format can retain rich tonal gradation with HLG gamma in 10-bit. You can also get an idea of how the HEIF images that you shoot will look on an HDR (HLG)-compatible monitor with the Z 8's 3000cd/m² compatible EVF and 900cd/m² high-luminance image monitor on location. It is also possible to create 8K UHD HLG time-lapse videos in-camera. You can enjoy viewing the HEIF images and footage by connecting the Z 8 to an HDR (HLG)-compatible monitor or television via an HDMI 2.1 cable.



Simulated HEIF look



Viewing and editing HEIF and RAW images shot in HLG tone mode in NX Studio

NX Studio*, Nikon's free software designed for viewing, processing, and editing images, now allows you to view HEIF and edit rich RAW images captured in HLG tone mode on the Z 8, in addition to RAW and JPEG images in SDR tone mode. The software offers a variety of editing features, and when exporting RAW files in HLG tone mode, you can convert them into HEIF (HLG, PQ) depending on the viewing conditions and usage.

* Use monitors, computers, and monitor cables compatible with HLG when confirming the accurate tone of HEIF and RAW images in HLG mode. Imaging Codec 01 must be installed from the Nikon website when opening HEIF files and RAW files in HLG mode with Windows.



Stills & Video

Skin softening function — smooth skin in stills and video

The Z 8's skin softening can detect human faces and smooth your subject's skin while keeping the sharpness of their eyes and hair intact. This is useful when you want to save time in post for a quick turnaround, either for stills or video. You can even utilise this function for live streaming.



On



Off

More natural-looking AWB for portraits

The Z 8 AWB has been refined from that of the Z 9. When capturing people in stills or video, the Z 8's AWB delivers pleasing colour rendering, both for people and their backgrounds, without any unwanted color cast, by utilising the face information of human subjects — even in high-brightness and low-colour-temperature conditions. The Z 8's AWB also delivers stable colour accuracy when Nikon or Nikon-partnered-brand speedlights are used.



© ANKITA ASTHANA

Enhanced portrait impression balance customisation

You can now more easily adjust portrait impression balance. With the Z 8, you can make intuitive tweaks by confirming changes in how the subject looks on live view. This is particularly useful for weddings and portrait stills or videos.

Intuitive colour temperature adjustment for white balance

The Z 8 allows you to fine-tune white balance not only in the G-M (green-magenta) axis but also in the A-B (amber-blue) axis. You can make intuitive adjustments while checking the changes in real time via live view.



© ANKITA ASTHANA

A combination of 1/32000 sec. shutter speed and ISO 64 to expand shooting scenarios with the maximum aperture

One of the most attractive points of the NIKKOR Z lenses is the beautiful bokeh you can create without aberration, even with the aperture wide open. Combined with its ISO 64 and 1/32000 sec. shutter speed, the Z 8 allows the use of the maximum aperture of fast NIKKOR Z lenses such as the NIKKOR Z's f/1.2 S and f/1.8 S prime lens series, even in bright locations like on a beach or a snowy mountain.

Stills

Versatile in-camera video formats for your preferred grading process

12-bit or 10-bit professional-level video options — all in-camera

Whatever you are shooting, you can achieve maximum creative potential with high-quality grading possibilities. The Z 8 records pristine 12-bit ProRes RAW HQ, Nikon's proprietary N-RAW video, or 10-bit ProRes 422 HQ internally — no external device required. Full HD proxy files are simultaneously created in-camera when shooting in ProRes RAW and N-RAW,

which makes editing the footage a smoother process. Furthermore, you can shoot in N-Log for any of the 12-bit and 10-bit in-camera codecs to get more control over the look of your final footage.

12-bit N-RAW & ProRes RAW



10-bit ProRes 422 HQ & H.265



8-bit H.265 & H.264



High-definition 4K UHD/60p, 50p, 30p, 25p, 24p oversampled from 8K

Sharpness matters, especially on larger monitors. With the Z 8, you can record high-definition 4K UHD/60p, 50p*¹, 30p, 25p, and 24p oversampled*² from 8K in 10-bit and 8-bit. Combining this with high-resolution NIKKOR Z lenses creates overwhelmingly immersive 4K videos.

*¹ Oversampling expansion is available when the FX-based video format is selected.
*² For 60p and 50p, [ON] must be selected for [Extended oversampling].



On



Off

12-bit N-RAW for 8.3K 60p streamlines high-end video production



Nikon's groundbreaking N-RAW* video format packs all the depth and detail of 12-bit RAW into a file that is half the size of ProRes RAW HQ files. You can work with 8.3K/60p, 5.4K/60p (DX format), 4.1K/120p, or 4K UHD/120p (2.3× crop) footage in compatible editing software to create 8K or 4K video outputs in both DCI and UHD formats. Furthermore, 8K footage gives you the freedom to crop, zoom, and track in post, while still being able to output your finished video in 4K.

* Compatible with Blackmagic Design DaVinci Resolve ver.17.4.6 or later, and Grass Valley EDIUS X ver.10.32 or later.

12-bit ProRes RAW HQ optimises editing workflow

The Z 8 lets you record 4.1K/60p in 12-bit ProRes RAW HQ, also in-camera. ProRes RAW HQ is a go-to codec for professionals, so it's practical to use when you are editing videos with footage taken by multiple different cameras and recorders which support the format. You can take advantage of the flexibility in post, including for green-screen chroma key compositing and other digital effects.

ProRes 422 HQ and H.265 available in 10-bit

The Z 8 lets you shoot in 10-bit video files that pack rich depth and detail but are easy to grade and edit on your laptop on the go. ProRes 422 HQ, regarded as an industry standard, is a video format that is compatible with a wide variety of editing software. You can shoot up to 4K UHD/60p and Full HD/120p in 4:2:2 colour sampling with ALL-I intraframe compression to achieve high image quality. You also have the option to shoot in H.265, which supports up to 4K UHD/120p without cropping.



More control over your look with N-Log*¹

You can select the tone mode when recording video from SDR, N-Log, and HLG. Nikon's original N-Log utilises extensive colour depth and 12-stop 1,300% dynamic range to record rich tones in both the highlights and shadows. You can also take advantage of Nikon's 3D LUT*² to help speed up your grading in post.

*¹ N-Log is not supported in 8-bit.

*² Can be downloaded from the Nikon website.

Zoom in on your subjects even when using prime lenses — Hi-Res Zoom*²

With the Z 8's Hi-Res Zoom, you can enjoy an extra reach of up to 2× zoom during 4K UHD and Full HD video recording with the touch of a button, even when using prime lenses. Unlike an ordinary digital zoom, it preserves high resolution when zooming in, as it utilises up to 8K resolution in real time. You can also select a zooming speed from three options.

* Available in 10-bit ProRes 422 HQ or H.265 4K UHD/30p/25p/24p, and 8-bit H.265/H.264 Full HD with FX format in all frame rates. AF-area mode is fixed at wide-area AF (L), and the focus point will not be indicated.

Crystal clear 24-bit/48 kHz linear PCM audio recording

The Z 8 lets you record high-quality audio in 24-bit/48 kHz linear PCM* when shooting video. With uncompressed linear audio, you can record sound clearly with a wider dynamic range.

* H.264 only supports 16-bit AAC 48kHz.



The growing range of NIKKOR Z lenses

Unlimited imaging possibilities

Lenses are the decisive factor in image creation. NIKKOR Z offers a diverse lineup of prime and zoom lenses, now covering the focal range from 14 mm to 1600 mm*, with clear and tack-sharp rendering performance at the maximum aperture. The NIKKOR Z lenses also allow for silent operation and minimise focus breathing.

* When using the teleconverter.



NIKKOR Z



NIKKOR Z
800mm f/6.3 VR S

This 800-mm lens achieves the longest focal length of the Z series, and by utilising a Phase Fresnel lens element, it offers extremely high optical performance in a size and weight that lets you shoot tack-sharp images of birds and airplanes handheld. Together with the Z 8, Synchro VR, a function in which in-camera VR and NIKKOR Z's VR work together, delivers an excellent vibration-reduction effect.



© GEORGINA STEYTLER



NIKKOR Z
14-24mm f/2.8 S

While delivering extraordinary rendering, the NIKKOR Z 14-24mm f/2.8 S boasts the short and light body at 650 g/1 lb 7 oz. Its advanced lens design achieves near-perfect point-light image reproduction across the entire frame as well as minimum flaring and ghosting thanks to Nikon's advanced lens coat. This makes the lens ideal for shooting starscapes or night cityscapes with lots of illumination.



© LINKSPHOTOGRAPH



NIKKOR Z
24-120mm f/4 S

This easy-to-carry, versatile 5× standard zoom lens covers a wide variety of scenes, including landscapes, candid street shots, portraits, and situations where you want to apply a compression effect. Thanks to its maximum reproduction ratio of 0.39×, a minimum focus distance of 0.35 m/1.15 ft, and a multi-focusing system, the NIKKOR Z 24-120mm f/4 S lets you enjoy impressive close-up shots of the finer details in nature.



© LINKSPHOTOGRAPH



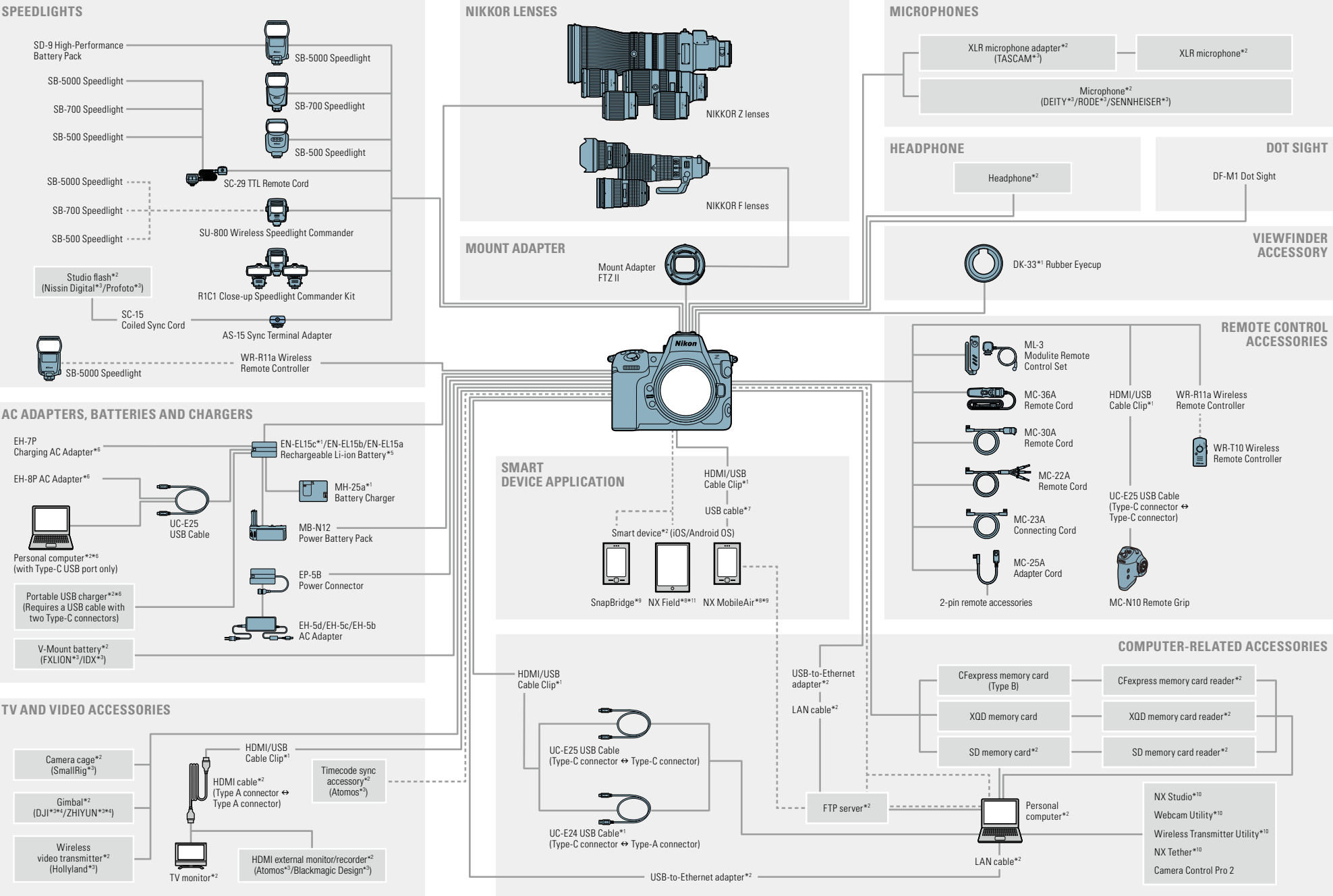
NIKKOR Z
85mm f/1.2 S

A stunning combination of an immersive sharp focal plane and smooth, beautiful bokeh gradation creates a breathtakingly three-dimensional feel with minimum colour fringing. The multi-focusing system, which uses two stepping motors, achieves tack-sharp focus even at its shallow depth of field of f/1.2. A perfect partner for a wedding shoot.



© ANDREW GOLDIE

System Chart



*1 Supplied accessories *2 Non-Nikon products *3 Collaborating accessory manufacturers *4 Will be compatible soon. *5 Only EN-EL15c/EN-EL15b/EN-EL15a batteries support USB charging. *6 Cannot be used to charge EN-EL15a battery. *7 When connecting with iPhones, use the Anker's USB-C to Lightning Accessory Cable. When connecting with Android devices, use the UC-E25 or a USB cable with the appropriate connectors for the camera and your smartphone on the market. *8 Available regions and languages are limited. *9 Can be downloaded from the application store of each smart device (free). Full functions of the NX MobileAir are available with charge. *10 Can be downloaded from Nikon website (free). *11 Only available for iOS.

Z 8 SPECIFICATIONS

Type of camera	Digital camera with support for interchangeable lenses
Lens mount	Nikon Z mount
Compatible lenses	Z mount NIKKOR lenses F mount NIKKOR lenses (mount adapter required; restrictions may apply)
Effective pixels	45.7 million
Image sensor	35.9 × 23.9 mm CMOS sensor (full-frame/FX-format)
Total pixels	52.37 million
File format	NEF (RAW): 14 bit with lossless compression, high efficiency ★ or high efficiency JPEG (JPEG-Baseline compliant) or HEIF: fine (approx. 1:4), normal (approx. 1:8), or basic (approx. 1:16) compression; size-priority and optimal-quality compression available NEF (RAW)+JPEG or NEF (RAW)+HEIF: Single photograph recorded in both NEF (RAW) and JPEG or HEIF formats
Picture Control System	Auto, Standard, Neutral, Vivid, Monochrome, Portrait, Landscape, Flat, 20 Creative Picture Controls; selected Picture Control can be modified; storage for custom Picture Controls; Standard, Monochrome, and Flat are available for HLG tone mode during still photography
Storage media	CFexpress (Type B), XQD, SD (Secure Digital), and UHS-II compliant SDHC and SDXC memory cards
Dual card slots	Either card can be used for overflow or backup storage, for separate storage of NEF (RAW) and JPEG or HEIF pictures, or for storage of duplicate JPEG or HEIF pictures at different sizes and image qualities; pictures can be copied between cards
Viewfinder	1.27-cm/0.5-in. approx. 3690k-dot (Quad VGA) OLED electronic viewfinder with colour balance, auto and 18-level manual brightness controls, and support for high frame rates
Viewfinder frame coverage	Approx. 100% horizontal and 100% vertical
Viewfinder magnification	Approx. 0.8× (50 mm lens at infinity, −1.0 m ⁻¹)
Monitor	8-cm/3.2-in., approx. 2100k-dot vertically and horizontally tilting TFT touch-sensitive LCD with 170° viewing angle, approx. 100% frame coverage, and colour balance and 15-level manual brightness controls
Shutter type	Electronic shutter with shutter sound and sensor shield
Shutter speed	1/32000 to 30 s in steps of 1/3, 1/2 and 1 EV, extendable to 900 s in mode M , bulb, time
Release modes	Single frame, continuous L, continuous H, High-Speed Frame Capture+ with Pre-Release Capture, self-timer
Approximate frame advance rate (measured by in-house tests)	Continuous L: 1 to 10 fps Continuous H: 10 to 20 fps High-Speed Frame Capture+ (C30): 30 fps High-Speed Frame Capture+ (C60): 60 fps High-Speed Frame Capture+ (C120): 120 fps
Exposure metering system	TTL metering using camera image sensor
Exposure metering modes	Matrix metering Center-weighted metering: Weight of 75% given to 12- or 8-mm circle in center of frame or weighting can be based on average of entire frame Spot metering: Meters circle with a diameter of approx. 4-mm centered on selected focus point Highlight-weighted metering

Metering range (ISO 100, f/2.0 lens, 20°C/68°F)	-3 to +17 EV
ISO sensitivity (Recommended Exposure Index)	ISO 64 to 25600 in steps of 1/3 or 1 EV; can also be set to approx. 0.3, 0.7 or 1 EV (ISO 32 equivalent) below ISO 64 or to approx. 0.3, 0.7, 1 or 2 EV (ISO 102400 equivalent) above ISO 25600; auto ISO sensitivity control available; ISO 400 to 25600 for HLG tone mode
Active D-Lighting	Can be selected from auto, extra high 2, extra high 1, high, normal, low, or off
Autofocus type	Hybrid phase-detection/contrast AF with AF assist
AF detection range (in photo mode, AF-S, ISO 100, f/1.2 lens, 20°C/68°F)	-7 to +19 EV (-9 to +19 EV with starlight view)
Focus points (in photo mode, FX format, single-point AF)	493 points
AF-area modes	Pinpoint AF, single-point AF, dynamic-area AF (S, M and L), wide-area AF (S, L, C1 and C2), auto-area AF, 3D-tracking and subject-tracking AF (available in video mode only); Pinpoint AF, dynamic-area AF and 3D-tracking are available in photo mode only
Camera on-board VR	5-axis image sensor shift
Lens on-board VR	Lens shift (available with VR lenses)
Flash control	TTL: i-TTL flash control; i-TTL balanced fill-flash is used with matrix, center-weighted, and highlight-weighted metering, standard i-TTL fill-flash with spot metering
Flash modes	Front-curtain sync, slow sync, rear-curtain sync, red-eye reduction, red-eye reduction with slow sync, off
Nikon Creative Lighting System (CLS)	i-TTL flash control, radio-controlled Advanced Wireless Lighting, optical Advanced Wireless Lighting, modeling illumination, FV lock, colour information communication, auto FP high-speed sync, unified flash control
White balance	Auto (3 types), natural light auto, direct sunlight, cloudy, shade, incandescent, fluorescent (3 types), flash, choose color temperature (2500 to 10000 K), preset manual (up to 6 values can be stored), all with fine-tuning
Bracketing types	Exposure and/or flash, white balance, and ADL
Video metering modes	Matrix, center-weighted or highlight-weighted
Frame size (pixels) and frame rate	7680 × 4320 (8K UHD); 30p (progressive), 25p, 24p 3840 × 2160 (4K UHD); 120p, 100p, 60p, 50p, 30p, 25p, 24p 1920 × 1080; 120p, 100p, 60p, 50p, 30p, 25p, 24p
Frame size (pixels) and frame rate (RAW video)	8256 × 4644; 60p, 50p, 30p, 25p, 24p 5392 × 3032; 60p, 50p, 30p, 25p, 24p 4128 × 2322; 120p, 100p, 60p, 50p, 30p, 25p, 24p 3840 × 2160; 120p, 100p, 60p, 50p
File format	NEF, MOV, MP4
Video compression	N-RAW (12 bit), Apple ProRes RAW HQ (12 bit), Apple ProRes 422 HQ (10 bit), H.265/HEVC (8/10 bit), H.264/AVC (8 bit)
Audio recording format	Linear PCM (48 KHz, 24 bit, for videos recorded in NEF or MOV format) or AAC (48 KHz, 16 bit, for videos recorded in MP4 format)
Audio recording device	Built-in stereo or external microphone with attenuator option; sensitivity adjustable

Video exposure compensation	-3 to +3 EV in steps of 1/3 or 1/2 EV
Video ISO sensitivity (Recommended Exposure Index)	M mode: ISO 64 to 25600 in steps of 1/6, 1/3 or 1 EV; with additional options available equivalent to approx. 0.3, 0.7, 1 or 2 EV (ISO 102400 equivalent) above ISO 25600; auto ISO sensitivity control (ISO 64 to Hi 2.0) available with selectable upper limit P, S or A mode: Auto ISO sensitivity control (ISO 64 to Hi 2.0) with selectable upper limit; ISO 400 to 25600 for HLG tone mode
Other video options	Time-lapse video recording, electronic vibration reduction, time codes, N-Log and HDR (HLG) video, wave-form display, red REC frame indicator, video recording display zoom (50%, 100%, and 200%), extended shutter speeds (M mode), and dual-format (proxy video) recording for RAW video; extended oversampling available; option to view video recording info available via i menu; Hi-Res Zoom
USB	Type-C USB connectors USB data connector (SuperSpeed USB) ×1 USB Power Delivery connector ×1
HDMI output	Type-A HDMI connector
Audio input	Stereo mini-pin jack (3.5-mm diameter; plug-in power supported)
Audio output	Stereo mini-pin jack (3.5-mm diameter)
Ten-pin remote terminal	Built-in; can be used with MC-30A/MC-36A remote cords and other optional accessories
Wi-Fi	Available
Bluetooth	Available
Battery	One EN-EL15c Rechargeable Li-ion Battery; EN-EL15b and EN-EL15a batteries can be used in place of the EN-EL15c; Note that fewer pictures can be taken on a single charge than with the EN-EL15c and that EH-7P Charging AC Adapter and EH-8P AC Adapter can be used to charge EN-EL15c and EN-EL15b batteries only
Battery pack	MB-N12 Power Battery Pack (available separately) taking two EN-EL15c batteries; EN-EL15b and EN-EL15a batteries can be used in place of the EN-EL15c
AC adapter (available separately)	EH-7P Charging AC Adapter EH-8P AC Adapter; requires UC-E25 USB Cable EH-5d, EH-5c, and EH-5b AC Adapters; requires EP-5B Power Connector
Tripod socket	0.635 cm; 1/4 in., ISO 1222
Dimensions (W × H × D)	Approx. 144 × 118.5 × 83 mm/5.7 × 4.7 × 3.3 in.
Weight	Approx. 910 g/2 lb 0.1 oz with battery and memory card but without body cap and accessory shoe cover; approx. 820 g/1 lb 13 oz (camera body only)
Operating environment	Temperature: -10 to 40°C/+14 to 104°F; Humidity: 85% or less (no condensation)
Supplied accessories (may differ by country or area)	BF-N1 Body Cap, EN-EL15c Rechargeable Li-ion Battery, MH-25a Battery Charger, DK-33 Rubber Eyecup, HDMI/USB Cable Clip, AN-DC26 Strap, UC-E24 USB Cable, BS-1 Accessory Shoe Cover

XQD is a trademark of Sony Corporation. CFexpress is a trademark of the CompactFlash Association.
The SD, SDHC, and SDXC logos are trademarks of SD-3C, LLC. HDMI, the HDMI logo and High-Definition Multimedia Interface are trademarks or registered trademarks of HDMI Licensing LLC.
Wi-Fi® and the Wi-Fi logo are trademarks or registered trademarks of the Wi-Fi Alliance®. The Bluetooth® word mark and logos are registered trademarks owned by Bluetooth SIG, Inc. and any use of such marks by Nikon Corporation is under license. Powered by intoPIX technology. Apple is a trademark of Apple Inc. registered in the U.S. and/or other countries. Other products and brand names are trademarks or registered trademarks of their respective companies. Images in viewfinders, on LCDs and monitors shown in this material are simulated. Nikon reserves the right to change the appearance and specifications of the hardware and software described in this material at any time and without prior notice.

 **WARNING**

TO ENSURE CORRECT USAGE, READ MANUALS CAREFULLY BEFORE USING YOUR EQUIPMENT. SOME DOCUMENTS CAN BE DOWNLOADED FROM downloadcenter.nikonimglib.com.

Specifications and equipment are subject to change without any notice or obligation on the part of the manufacturer. May 2023
© 2023 Nikon Corporation



For PAN India Service & Support visit www.nikon.co.in/en_IN/service/index

Corporate / Registered Office & Service Centre: Nikon India Pvt. Ltd., Plot No.71, Sector 32, Institutional area, Gurugram-122001, Haryana, (CIN:U74999HR2007FTC034820), Ph:0124 4688500, Fax:0124 4688527, Service Ph:0124 4688514, Service IDrindiasupport@nikon.com, Sales and Support IDrindiasales@nikon.com, Branch offices & service centres: Mumbai-202, Satellite Silver, 2nd Floor, Andheri Kurla Road, Near Marol Naka, Metro station, Andheri- East, Mumbai-400059 Maharashtra, Ph:40925555, Fax:91-022-40925599, Kolkata Unit No-38 & 3C, PS Acropolis Central, 3rd Floor, 4A, Abanindranath Thakur Sarnal (Carnac Street), Kolkata-700017, Ph:033 40218500, 033 40218501, Fax:91-033-40218599, Bengaluru NR City Center, First Floor, No-30, Rajaraj Mahaveer Road, Sampangirama Nagar, Near IBIS Hotel, Bengaluru-560 027, Karnataka, India, Ph:42450500, Fax:91-80-42450527, Delhi/ALPS Building, 1st Floor, 56, Janpath Road, New Delhi-110001, Ph:011 43242700, Fax:91-011-43242799.

Models, specifications and prices are subject to change without prior notification. Errors and omission possible. In the event of any discrepancy, the product operating instruction supplied with product shall be the authentic reference point. Price quoted is for one unit of product. MRP inclusive of all taxes.
*Conditions Apply. Design, specification & colour shown in the consumer offer may vary and is subject to availability. Finance at the sole discretion of the financier.
For more information on products and exact consumer offers, please visit our website: www.nikon.co.in
Nikon India Toll Free 1800-102-7346

 NikonIndia  nikonindiaofficial  NikonIndia  NikonIndia  nikon-india-private-limited

